525 - 1400 Bushel
Front Fold Grain Carts

Front Fold Grain Carts

UNMATCHED

Design & Performance

MODELS 525 • 620 • 750 • 875 • 1000 • 1051 • 1151 • 1326 • 1401

Front Fold Grain Carts

UNMATCHED

Design & Performance

J&M Grain Carts

Unmatched Design and Performance

While all grain carts share basic components (like gearboxes and power take-off shafts) and basic features (like folding augers and discharge spouts), not all grain carts utilize these basic components and features in a design that maximizes it's performance and usability. J&M grain carts offer many design features that create a level of performance that is unmatched throughout the industry.

Unique Auger Design

Only J&M's Front Folding Auger Design Offers Total Visibility

Designed with the operator in mind, the upper auger is positioned in the corner and extends toward the tractor cab, creating a closer, clearer view when unloading grain. The Front-Folding Auger features a unique design that provides 100% visibility during unloading AND equally important 100% visibility during the folding sequence. Other carts try to use words "corner-like" and "100% visibility" to appear the same, but they don't compare.



The Patented Hydraulic Flow Control Spout easily corrects auger position on too close or too far away approaches, all from inside the tractor cab. The Hydraulic Flow Control Spout makes topping off the trailer quick and easy for even the most novice operators, allowing you to get back to the field faster and keep the combine rolling.

Flow Control Spout

Computer Balanced Auger

Super-Edge Flighting Balanced to Within One Ounce

All J&M grain carts feature thick flighting with a patented Super-Edge that puts more material where it is needed, on the outer edge. In addition, we reinforce the flighting at critical wear points to increase life and durability.

All augers are balanced to within ONE Ounce. Precision manufacturing ensures a quiet running system that extends overall auger life and performance by reducing vibration to the drive system.

Excellent Cleanout

All J&M grain carts have built a solid reputation for excellent cleanout...

Even in high moisture grain. The secret is in the tank design, allowing the grain to enter the sump at different speeds. This creates a boiling effect that prevents bridging in high moisture grains.

Balanced Tongue Weight

The weight distribution of J&M grain carts are superb compared to competitive carts. The undercarriage axle is positioned to produce a properly balanced tongue weight, reducing the stress and upgradecosts on your tractor draw bar.

J&M iFarm Plus by Agrimatics™

J&M iFarm Plus by Agrimatics™ is the leading edge of agricultural weighing systems. The patent pending system can connect wirelessly to any compatible in-range mobile device providing world-class indicator displays to the entire team. iFarm Plus is simple to install with a long-lasting battery to easily get you through the harvest or planting season. Our rugged design can handle extreme temperatures, vibrations, mud, sun, rain and snow.

- Uses your mobile device as an advanced scale indicator and harvest data manager
- App based software with free updates
- Multiple users
- Moisture sensor option
- Auto gate option*
- Cloud based storage option
- Powered from tractor with battery back-up

**Must purchase optional solenoid package (IFM-GS-1P)*

5-Point Electronic Weigh System

As grain carts get larger, so do the tires that are under the carts. When tires reach a certain width, the 3-Point Scale Systems start to lose accuracy. J&M uses a 5-Point Scale System to ensure our scales stay accurate within 1/2 percent.

GT400

BASE INDICATORS	Digi-Star GT400
Start/Stop Operation	Yes
Field Data Storage	1 Line
Print Ready	Yes
Serial Port	Yes
USB Downloader Kit	Available

GT560

2060

iFarm™ Plus

UPGRADED INDICATORS	Digi-Star GT560	Weigh-Tronix 2060	iFarm Plus
Auto Unload Detect	Yes	Yes	Yes
Field Data Storage	Yes	Yes	Yes
USB Data Transfer	Yes	Yes	No
Built-in Email & Cloud	No	No	Yes
Software Updates	No	USB	Over The Air
Auto Gate Shut Off Ready	Yes	Yes	Yes
iOS/Android Compatible	Yes*	No	Yes
Desktop Software	Included	Included	Free Web Base
Cloud Storage	Yes*	No	Yes

* ERM WiFi Module Required

Ground Pressure Ratings

Model	Total Footprint Tire Size (Qty)	Flat Plate Lbs. per Sq. Inch	Flat Plate Lbs. per Sq. Inch	3" Sq. Inch
1326	1250/50R32 (201B LI) Tires (2)	2,746	31.14	22.00
1401	520/85R42 Tires (162 LI) (4)	1,760	50.28	
	36" Wide x 146" Storm Tracker® Tracks	7,560	12.20	
1151	1250/50R32 (201B LI) Tires (2)	2,746	26.69	17.00
	1050/50R32 Tires (185LI) (2)	1,680	43.63	20.00
	900/60R32 Tires (193LI) (2)	1,208	60.68	
	520/85R42 Tires (162 LI) (4)	1,760	42.95	
	36" Wide x 116" LT Storm Tracker® Tracks	5,400	14.94	
	36" Wide x 146" Storm Tracker® Tracks	7,560	10.67	
1000	1250/50R32 (201B LI) Tires (2)	2,746	24.65	15.00
1051	1050/50R32 Tires (185LI) (2)	1,680	40.30	16.75
	900/60R32 Tires (176 LI) (2)	1,208	56.04	25.00
	520/85R42 Tires (162 LI) (4)	1,760	39.77	15.25
	36" Wide x 116" LT Storm Tracker® Tracks	5,400	13.91	
	36" Wide x 146" Storm Tracker® Tracks	7,560	9.93	
875	900/60R32 Tires (176LI) (2)	1,208	45.12	21.00
	30.5x32 Lug Tires (2)	900	60.56	23.50
	24.5x32 Diamond Tires (16 ply) (2)	780	69.87	28.25

Single Wheel Option

Single Wheels come in many choices of tire sizes, widths and treads to meet your farming demands.

Dual Walking Tandem Wheel Option

The oversized wheel pivot pin reduces stress during transport, allowing the wheels maximum movement to walk over uneven terrain. Our unique pin and clamp design makes unfortunate tire changes quick and easy compared to hard to align dual pin systems, reducing downtime and expense from costly tire change-overs. Available in 30" or 36" row spacings.

3" Versus Flat Plate Ground Pressure Calculations

Don't be fooled by the "3" Ground Penetration" compaction ratings used by some competitors. 3" Ground Penetration measures the surface area of the tire after it has sunk 3" into the ground. This allows a much larger surface area and the compaction ratings appear to be better than compaction ratings measured by using the true "Flat Plate". Although some competitors may want you to believe their cart tires provide better flotation, they don't. If the tires are the same size, they will generally have the same surface area and compaction will be the same.

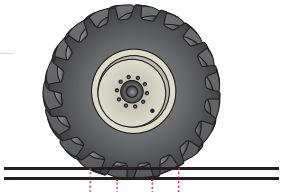

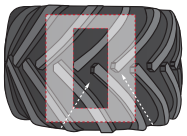

Storm Tracker LT ▸

Maximizing flotation by adding tracks to grain carts is no longer reserved for just the big boys. J&M introduces their new LT Series of Storm Tracker tracks with a smaller footprint for Lower Tonnage capacity grain carts (up to 1,150 bushels). Designed with the same heavy-duty components and innovative design features as the larger tracks, the LT Series offers a cost effective option for mid-size grain carts without compromising quality.



Stabilizer Trax Advantages

J&M's new Stabilizer Trax System provides superior performance while reducing maintenance and increasing cart life. The patent pending design features rubber springs and oscillating bogies to significantly reduce tank shock loads and vibration, while providing uniform ground contact over uneven terrain. Each oscillating bogie pair can pivot 14° front-to-back and 7° side-to-side, reducing stress over uneven terrain on the belt, wheels and hubs. The Stabilizer Trax System features raised idler wheels under light loads, while making full contact under heavy loads to utilize the entire track footprint to minimize compaction. Raised idler wheels reduce tread wear, require less turning force and can easily climb over uneven terrain. The new Trax System also has improved bogie wheel spacing to distribute the load more evenly for uniform tread wear.

36" Stabilizer Trax

Model 36145-STX Track Specification	Full Cart
Belt Width	36"
Idler Wheel Width	32.6"
Overall Length	145"
Footprint Dimensions (One Track)	36" x 104"
Footprint Area (Both Tracks)	7,520 in^2
Avg. Ground Pressure with 1,500 Bushel Cart	13.8 psi
Pivot Shank	6" Dia.

46" Stabilizer Trax

Model 46151-STX Track Specification	Full Cart
Belt Width	46"
Idler Wheel Width	42.6"
Overall Length	151.25"
Footprint Dimensions (One Track)	46" x 108"
Footprint Area (Both Tracks)	9,942 in^2
Avg. Ground Pressure with 2,050 Bushel Cart	14.4 psi
Pivot Shank	7" Dia.

Storm Tracker

Built for grain carts with 1,200 to 1,500 bushel capacities, the Storm Tracker tracks are designed with a belt-wide steel wheel system that utilizes a 6" pivot shank, four pivoting mid-rollers (bogies) and a leveraged air-spring that maintains maximum effective track surface area over uneven terrain. The 36" wide x 146" long belt provides a total footprint of 7,560 square inches, keeping your cart from sinking in wet conditions and reducing your compaction rate between 11.96 to 13.69 pounds per square inch.



36" x 146" Overall Length for Maximum Flotation
36" x 116" Overall Length for Maximum Flotation (LT)



DIMENSIONS
A) 146" or 116" (LT)
B) 105" or 75" (LT)
C) 42"
D) 36"

Storm Tracker and Storm Tracker LT

TRACK SPECIFICATIONS	Storm Tracker	Storm Tracker LT
Belt Width	36"	36"
Wheel/Idler Width	33"	33"
Overall Length	146"	116"
Overall Weight (Tracks Only)	11,350 lbs.	9,950 lbs.
Footprint:		
Size	105" x 36" x 2"	75" x 36" x 2"
Area	7,560 sq. inches	5,400 sq. inches
End Idlers	Steel	Steel
Pivot Shank	6" Diameter	6" Diameter
Mid Rollers (Bogies)	4 Sets (16 total)	2 Sets (8 total)
Pivot Bogey System	Yes	Yes
Air-Spring Cushion Belt Tensioner	Yes	Yes
Leveraged Tension	2.3 to 1	2.3 to 1
Number of Hubs	24	16

Industry Best Bearing Rating

Some competitors are using liberal claims in their brochures such as "Industry Best Bearing Ratings" to describe their gearboxes, claiming bearing ratings of 3,000 lbs to 6,000 lbs. They must not be comparing them to J&M heavy duty gearboxes, which have stronger inner and outer bearing ratings of 6,900 lbs and 7,000 lbs.

Heavy-Duty Gearbox

Dynamic gearbox ratings have been the industry standard for years, but recently, some competitors have been using Static ratings in an attempt, we believe, to make their gearboxes appear stronger. Dynamic ratings are calculated when the gearbox is under rotation, or in use. Static ratings are calculated when components rotate at very slow speeds and when heavy shock loads of short duration act on the rotating components. A different rating calculation that produces a higher horsepower number does not change the strength of the gearbox. . . it only makes it appear to the unknowing consumer that it is better, when in fact, it may not be. Don't be fooled by misleading HP ratings.

From a web article on "How to Calculate Dynamic and Static Load Ratings", by Power Transmission Engineering: "It is important that the end user develop a keen understanding of how capacity ratings and subsequent life calculations are generated in order to make a true comparison, or be left to comparing the claims of well-heeled marketing departments."

Single Wheels

525 - 875

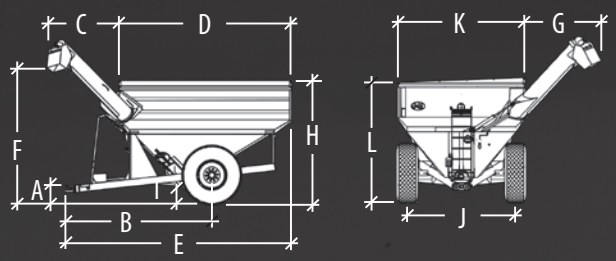

1000 - 1400

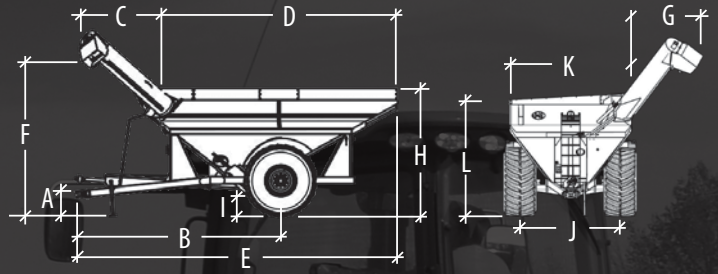

Single Wheel Dimensions

Model	A	B	C	D	E	F	G	H	I	J	K	L
525[A]	1'-5"	12'-10"	6'-5"	12'-0"	18'-1"	11'-11"	7'-5"	11'-2"	1'-2"	10'-0"/10'-4"/12'-0"	10'-0"	10'-8"
620[A]	1'-5"	12'-10"	6'-5"	13'-2"	18'-10"	11'-11"	7'-5"	11'-10"	1'-6"	10'-0"/10'-4"/12'-0"	11'-10"	11'-4"
750[A]	1'-7"	12'-9"	6'-5"	14'-0"	19'-1"	12'-6"	7'-0"	11'-8"	1'-5"	10'-0"/10'-4"/12'-0"	11'-9"	11'-4"
875[A]	1'-7"	13'-6"	6"-8"	16'-0"	20'-11"	12'-2"	7'-0"	11'-10"	1'-5"	10'-0"/10'-4"/12'-0"	11'-9"	11'-6"
1000[B]	1'-6"	18'-4"	8'-6"	22'-0"	28'-10"	13'-4"	6'-4"	12'-0"	1'-7"	10'-0"	11'-9"	10'-11"
1051[B]	1'-6"	18'-10"	8'-6"	22'-0"	29'-7"	13'-4"	6'-4"	12'-3"	1'-5"	9'-6"/10'-0"	11'-9"	11'-2"
1151[B]	1'-6"	18'-10"	8'-6"	22'-0"	29'-7"	13'-4"	6'-4"	12'-5"	1'-5"	9'-6"/10'-0"	11'-9"	11'-10"
1326[C]	1'-6"	21'-10"	8'-6"	25'-6"	34'-5"	13'-6"	6'-4"	12'-8"	1'-5"	9'-6"/10'-0"	11'-9"	11'-10"
1401[C]	1'-6"	21'-10"	8'-6"	25'-6"	34'-5"	13'-6"	6'-4"	12'-8"	1'-5"	9'-6"/10'-0"	11'-9"	12'-5"

A - Measured with 30.5x32 Tires B - Measured with 900/60R32 Tires C - Measured with 1250/50R32 Tires

V-Truss Axles & Oversized Spindles

Competitor grain cart axles feature small tubular steel that is prone to bending or I-beam designs that are prone to twisting. This can put premature stress on the rest of the cart. J&M's exclusive V-Truss axles are designed using heavy-duty tubular steel with a reinforced V-Truss design to resists both bending and twisting, protecting the cart from premature wear & tear.

J&M also uses larger hubs, bearings and 6" spindles compared to competitor's smaller 4 ½" spindles to handle the heaviest demands year after year. The difference in tensile and yield strength between J&M's "1144" steel versus the "Stress-Proof" material competitors use is small when measured per square inch. However, the difference in cross sectional area between a J&M 6" diameter spindle and a competitor's 4 ½" diameter spindle is substantial. J&M's larger spindles provide 78% more material to ensure your grain cart will perform under your toughest demands, year after year.

J&M Spindle (Orange)
Diameter = 6 inches
Cross Sectional Area = 28.26 sq in.
Material = 1144 Steel
Tensile Strength = 120,000 psi
Yield Strength = 110,000 psi

Competitor Spindle (Brown)
Diameter = 4 ½ inches
Cross Sectional Area = 15.9 sq in.
Material = "Stress Proof" Steel
Tensile Strength = 125,000 psi (min.)
Yield Strength = 100,000 psi (min.)

Walking Tandem Dual Wheels

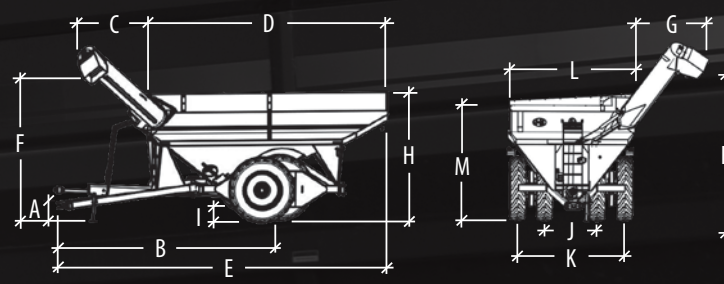

Storm Tracker Tracks

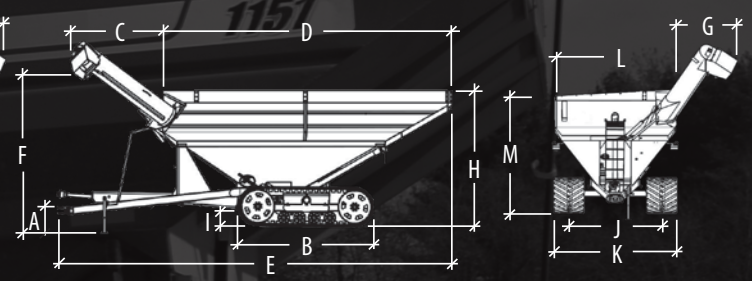

Duals & Tracks Dimensions

	Model	A	B	C	D	E	F	G	H	I	J	K	L	M
Duals	1051[D]	1'-6"	18'-10"	8'-6"	22'-0"	29'-7"	13'-3"	6'-4"	12'-2"	1'-5"	5'-0" / 6'-0"	10'-0" / 12'-0"	11'-9"	11'-1"
Duals	1151[D]	1'-6"	18'-10"	8'-6"	22'-0"	29'-7"	13'-3"	6'-4"	12'-2"	1'-5"	5'-0" / 6'-0"	10'-0" /12'-0"	11'-9"	11'-1"
Duals	1326[D]	1'-6"	21'-9"	8'-6"	25'-6"	34'-5"	13'-2"	6'-4"	12'-4"	1'-5"	5'-0" / 6'-0"	10'-0" /12'-0"	11'-9"	11'-6"
Duals	1401[D]	1'-6"	21'-9"	8'-6"	25'-6"	34'-5"	13'-2"	6'-4"	12'-4"	1'-5"	5'-0" / 6'-0"	10'-0" /12'-0"	11'-9"	12'-1"
Tracks	1051	1'-6"	12'-2"	8'-6"	22'-0"	29'-7"	13'-2"	6'-4"	12'-1"	1'-5"	9'-0"	12'-0"	11'-9"	11'-0"
Tracks	1151	1'-6"	12'-2"	8'-6"	22'-0"	29'-7"	13'-2"	6'-4"	12'-4"	1'-5"	9'-0"	12'-0"	11'-9"	11'-8"
Tracks	1326	1'-6"	12'-2"	8'-6"	25'-6"	34'-5"	13'-0"	6'-4"	12'-2"	1'-5"	9'-0"	12'-0"	11'-9"	11'-4"
Tracks	1401	1'-6"	12'-2"	8'-6"	25'-6"	34'-5"	13'-0"	6'-4"	12'-2"	1'-5"	9'-0"	12'-0"	11'-9"	11'-11"

D - Measured with 520/85R42 Tires

Single Wheel Specifications

SPECIFICATIONS	**525** *(14″ Auger)*	**620** *(14″ Auger)*	**750** *(18″ Auger)*	**875** *(18″ Auger)*	**1000** *(20″ Auger)*
Capacity*	525 Bushels	620 Bushels	750 Bushels	875 Bushels	1,025 Bushels
Auger, One Vertical	14″ Diameter	14″ Diameter	18″ Diameter	18″ Diameter	20″ Diameter
Unload Time (bu/min)	up to 185	up to 185	up to 400	up to 400	up to 500
Wheels (2)	21x32 or 27x32	21x32 or 27x32	21x32, 27x32 or 18x42	21x32, 27x32 or 30x32	30x32 or 31x32, 32x36 or 44x32
Hubs (2)	10 bolt	10 bolt	10 bolt	10 bolt	10 Bolt
Spindles (2)	4 ½″ Diameter	4 ½″ Diameter	4 ½″ Diameter	4 ½″ Diameter	4 ½″ Diameter
PTO	1,000 rpm	1,000 rpm	1,000 rpm	1,000 rpm	1,000 rpm
Tires (2)	24.5x32, 30.5x32, IF800/60R32	24.5x32, 30.5x32, IF800/60R32	24.5x32, 30.5x32, IF800/60R32 or 520/85R42	24.5x32, 30.5x32, IF800/60R32 or 900/60R32	900/60R32, 35.5x32, 1050/50R32, or IF1250/50R32
Tongue Weight					
Empty	950 lbs.	1,000 lbs.	1,150 lbs	1,275 lbs.	2,900 lbs.
Loaded	1,950 lbs.	2,100 lbs.	2,850 lbs.	3,800 lbs.	4,200 lbs.
Total Weight (approx.)	6,300 lbs.	6,950 lbs.	7,650/7,950 lbs.	9,300 lbs.	12,900 lbs.

Single Wheel Specifications

SPECIFICATIONS	**1051** *(22″ Auger)*	**1151** *(22″ Auger)*	**1326** *(22″ Auger)*	**1401** *(22″ Auger)*
Capacity*	1,050 Bushels	1,150 Bushels	1,325 Bushels	1,400 Bushels
Auger, One Vertical	22″ Diameter	22″ Diameter	22″ Diameter	22″ Diameter
Unload Time (bu/min)	up to 600+	up to 600+	up to 600+	up to 600+
Wheels (2)	30x32, 31x32, 32x36 or 44x32	30x32, 32x36 or 44x32	44x32	44x32
Hubs (2)	10 Bolt or 20 Bolt	10 Bolt or 20 Bolt	10 Bolt or 20 Bolt	10 Bolt or 20 Bolt
Spindles (2)	6″ Diameter	6″ Diameter	6″ Diameter	6″ Diameter
PTO	1,000 rpm	1,000 rpm	1,000 rpm	1,000 rpm
Tires (2)	900/60R32, 35.5x32, 1050/50R32, or IF1250/50R32	IF900/60R32, 1050/50R32, or IF1250/50R32	IF1050/50R32 or IF1250/50R32	IF1250/50R32
Tongue Weight				
Empty	2,900 lbs.	2,400 lbs.	2,400 lbs.	2,400 lbs
Loaded	4,200 lbs.	4,800 lbs.	4,800 lbs.	4,800 lbs
Total Weight (approx.)	13,100 lbs.	13,500 lbs.	16,100 lbs.	16,300 lbs.

Walking Tandem Dual Wheels Specifications

SPECIFICATIONS	1051 *(22" Auger)*	1151 *(22" Auger)*	1326 *(22" Auger)*	1401 *(22" Auger)*
Capacity*	1,025 Bushels	1,125 Bushels	1,300 Bushels	1,375 Bushels
Auger, One Vertical	22" Diameter	22" Diameter	22" Diameter	22" Diameter
Unload Time (bu/min)	up to 600+	up to 600+	up to 600+	up to 600+
Wheels (4)	16x42, 18x42	16x42, 18x42	18x42	18x42
Spindles (4)	4 ½" Diameter	4 ½" Diameter	4 ½" Diameter	4 ½" Diameter
Tires (4)	480/80R42 or 520/85R42	480/80R42 or 520/85R42	520/85R42	520/85R42
Tongue Weight				
Empty	2,900 lbs.	2,400 lbs.	2,400 lbs.	2,400 lbs
Loaded	4,200 lbs.	4,800 lbs.	4,800 lbs.	4,800 lbs
Total Weight (approx.)	13,100 lbs.	13,500 lbs.	16,100 lbs.	16,300 lbs.

Storm Tracker Track System Specifications

SPECIFICATIONS	1051 *(22" Auger)*	1151 *(22" Auger)*	1326 *(22" Auger)*	1401 *(22" Auger)*
Capacity*	1,075 Bushels	1,175 Bushels	1,350 Bushels	1,425 Bushels
Auger, One Vertical	222" Diameter	22" Diameter	22" Diameter	22" Diameter
Unload Time (bu/min)	up to 600+	up to 600+	up to 600+	up to 600+
Tongue Weight				
Empty	2,900 lbs.	2,900 lbs.	2,400 lbs.	2,400 lbs.
Loaded	4,200 lbs.	4,200 lbs.	4,800 lbs.	4,800 lbs.
Total Weight (approx.)	21,300 lbs.	21,700 lbs.	22,800 lbs.	23,000 lbs.
Compaction Rate	9.93 lbs/sq inch	10.67 lbs/sq inch	12.20 lbs/sq inch	12.75 lbs/sq inch
Compaction Rate LT Series (Ground Pressure)	13.91 lbs/sq inch	14.94 lbs/sq inch	NA	NA

Specifications are subject to change without notice or obligation. | * Bushel capacity measured with #2 corn at 15% moisture content (56 lb. test weight)

525 - 1400 Bushel
Front Fold Grain Carts

Harvest season rarely goes according to plan, but nothing is more dependable when it comes to getting the job done than the trusted line of J&M Front-Folding Corner Auger Carts.

The single auger design, rugged tank and undercarriage construction has been helping farmers hold more, travel faster and unload quicker for four decades, keeping them on the go even in the most extreme conditions.

So while other factors can alter your plans, you can always depend on the reliable J&M grain cart to get you through the most demanding harvest with ease.

Customer Responses

"Unloads very fast and fills our semi in one trip, which gets the truck back on the road quickly. This is helpful versus what we used to have."

Cross Creek Farms - Brimfield, IL

"Love these carts. They made our best harvest ever go very good! No problems at all. Very easy for everyone... tractor, truck and combine operators all enjoyed them!"

Ag Plus Developments Inc. - Tallula, IL

"Your service and attention to your customers goes a long way in providing you with repeat business. Thank You for making our purchase experience a pleasant one and for appreciating our business!"

JCW Farms - Plain City, OH

"We have two J&M grain carts. From the ease of seeing where you are unloading to the rugged design, they are by far the best I have ever seen."

Michael, Rice Farmer in NW Mississippi

"I bought one of the first grain carts J&M built. It has worked great for almost 20 years! You have a great product!"

Pete Crawford - Dansville, MI

"Your attention to customer service means more than I can say. I will tell everyone that J&M is the grain cart to buy. I know my next cart will also be a J&M!"

Jezek Farms Inc. - Holyrood, KS

GUARANTEE

J & M MANUFACTURING CO guarantees against any faulty construction or materials for a period of ONE year. We reserve the right to inspect and decide whether material or construction was faulty or whether abuse or accident voids our guarantee.

Specifications are subject to change without notice or obligation.

® Registered Trademark of J.& M. Mfg., Co. Inc.

J&M Manufacturing Co, Inc • 284 Railroad Street • Fort Recovery, Ohio 45846 • (419) 375-2376 • fax: (419) 375-2708 • sales@jm-inc.com 8-01-2018